

## **CHAIRMAN'S REVIEW**

It is my pleasure to present this review report to the stakeholders of Buxly Paints Limited (the "Company") on the overall performance and effectiveness of the Board of Directors in achieving its strategic objectives.

In our quest for strong governance, risk management, and control, the Board has established a transparent system aligned with top-notch corporate governance standards. We're dedicated to fostering ethical behavior and fairness throughout the organization, ingrained in our culture and values, through the widespread promotion of our Code of Conduct

The Board of Directors operates with the invaluable support of two sub-committees:

1. Board of Audit Committee
2. Board of Human Resources Committee

These sub-committees have played a pivotal role in assisting the Board of Directors in fulfilling its duties, ensuring compliance with the Code of Corporate Governance 2019.

The Board's annual evaluation, as per Corporate Governance standards, confirmed alignment with criteria. Last year, the Board effectively oversaw the Company, leading to strong operational and financial performance.

The Board employs a rigorous process, in collaboration with management, internal auditors, and external consultants, to regularly assess the Company's objectives, strategies, and financial performance, providing timely strategic guidance.

The management, guided by the Board, efficiently executed daily business activities, even during political instability, ensuring business continuity and stakeholder well-being.

The Board of Directors is committed to guiding the company, supporting its success, and ensuring operations align with approved strategies through strong corporate governance principles.

In conclusion, the Board of Directors of Buxly Paints Limited remains dedicated to upholding the highest standards of corporate governance and steering the Company toward continued growth and success. We express our gratitude to all stakeholders for their ongoing support and trust in our stewardship.

---

**Mr. Shamshad Ali**  
Chairman

September 23, 2023

## DIRECTORS' REPORT

The Directors of your company submit the Annual Report of the Company along with the Audited Accounts and the Auditors' Report thereon for the year ended June 30, 2023. Financial Results are as follows:

<b>Financial Results:</b>	<b>2023</b>
	<b>(Rs.000's)</b>
	<hr/>
Profit before taxation	9,930
Taxation	(7,213)
Profit after taxation	2,717
Profit per share	Rs. 1.89

## OPERATIONAL RESULTS

The fiscal year was marked by a challenging economic environment in Pakistan, characterized by various internal and external factors. These included currency devaluation, depleting forex reserves, rising inflation, and natural disasters such as heavy rains and floods in the early months of the financial year. In response to these challenges, the Company implemented effective strategies to navigate the turbulent environment.

As a result, the Company achieved net sales of Rs. 577 million during the year, representing an impressive 11.7% increase compared to the previous year. This increase in sales led to a significant improvement in gross profit, which saw a year-on-year growth of 32.24%. This enhanced financial performance was achieved through price optimization and cost rationalization efforts.

Despite facing increased financial costs due to rise in KIBOR over the past 12 months, the Company managed to achieve a profit after tax of Rs. 2.72 million. This translates into an Earnings per Share (EPS) of Rs. 1.89.

## FUTURE OUTLOOK

While the Pakistani rupee has shown signs of recovery, our management team remains committed to devising new strategies for sustainable growth. These strategies include optimizing our sales mix, reducing operational costs, generating positive cash flows, and exploring opportunities within the paint industry.

We take this opportunity to express its gratitude towards the employees, customers, banks, suppliers and other stakeholders for the confidence and faith they have always reposed in the company.

## **BOARD OF DIRECTORS**

The Board of Directors currently comprises of a non-executive Chairman, Chief Executive Officer, three independent Directors and three non-executive Directors.

## **BOARD OF DIRECTORS' MEETINGS**

During the year, 5 (five) meetings of the Board of Directors were held and attendance was as follows:

<b>Name of Directors</b>	<b>Attendance</b>
Mr. Bashir Ahmed	5
Mr. Shamshad Ali	5
Ms. Rubina Rizvi	5
Mr. Fakhrul Arfin	5
Mr. Muhammad Hanif Idrees	4
Mr. Sheikh Asim Rafiq (NIT Nominee)	5
Mr. Major (R) Naseer Ahmed	5
Mr. Adnan Iqbal (CEO)	5

Leaves of absence was granted to the Directors who were unable to attend the meetings.

## **AUDIT COMMITTEE**

During the year, four meetings of Audit Committee were held.

## **HUMAN RESOURCE COMMITTEE**

During the year, one meeting of Human Resource Committee was held.

## **PATTERN OF SHAREHOLDING**

A statement showing the pattern of shareholding is provided hereafter.

## **EARNING PER SHARE**

Earnings Per share is Rs. 1.89 [2022: Rs. 2.93]

## **AUDITORS**

The present auditors, M/s Rehman Rahim Iqbal Rafiq, Chartered Accountants will retire at the conclusion of the upcoming Annual General Meeting and being eligible, offer themselves for re-appointment. The Board has approved & recommended the appointment of M/s Rehman Rahim Iqbal Rafiq, Chartered Accountants to the shareholders as auditors of the Company for the year ended 2023-24.

## **REASONS FOR NON DECLARATION OF DIVIDEND**

As Company is facing Working capital constrains, the Directors did not recommend any dividend for the year ended June 30, 2023.

## **HEALTH, SAFETY & ENVIRONMENT**

Company being customer-focused is committed to ensure safer and environment-friendly operations, products and services. Your company is certified in ISO-9001-2015. Your company is also working to promote a quality conscious and safe working environment. Training sessions are conducted for employees to enhance the security awareness.

## **PRINCIPAL RISKS AND UNCERTAINTIES**

The company is exposed to certain inherent risks and uncertainties includes; operational, market, compliance and financial risk. The company works with internal and external stakeholders to mitigate/reduce to acceptable level the likely impacts of aforesaid risks.

## **INTERNAL FINANCIAL CONTROLS**

The directors are aware of their responsibility with respect to internal financial controls. Through discussion with Management and auditors (both internal and external), they confirm that adequate controls have been implemented by the company.

## **COMPLIANCE WITH THE CODE OF CORPORATE GOVERNANCE**

The statement of compliance with the code of corporate governance is annexed with the report.

## **MATERIAL CHANGES**

There have been no material changes since June 30, 2023 to date of the report and company has not entered into any commitment during the period, which would have adverse impact on the financial position of the company.

## **CORPORATE AND FINANCIAL REPORTING FRAMEWORK**

As required under the Code of Corporate Governance incorporated in the Listing Rules of Stock Exchanges in the country, the Directors are pleased to state as follows:

- (i) The financial statements together with the notes thereon have been drawn up to the conformity with the Companies Act, 2017. These Statements prepared by the management of the company present fairly its state of affairs, the result of its operations, cash flow and changes in equity.
- (ii) Proper books of accounts of the Company have been maintained.
- (iii) Appropriate accounting policies have been consistently applied in preparation of financial statements and accounting estimates and are based on reasonable and prudent judgment.
- (iv) International financial reporting standards as applicable in Pakistan, have been followed in preparation of financial statements.
- (v) The system of internal control is satisfactory and has been effectively implemented.
- (vi) Information about taxes and levies is given in the notes to and forming part of financial statements.
- (vii) There are no significant doubts upon the Company's ability to continue as a going concern.
- (viii) There has been no material departure from the best practices of corporate governance, as detailed in the Listing Regulations except for those highlighted by the auditors in their report. The management continues endeavoring to make your company fully compliant with these regulations.
- ix) The key operating and financial data of last six years is provided hereafter.
- (x) Value of investment of employees' provident fund as on June 30, 2023 is Rs. 4.682 million (2022: Rs. 6.188 million)

Chief Executive Officer

Director

Karachi: September 23, 2023

## **Statement of Compliance with Listed Companies (Code of Corporate Governance)**

### **Regulations, 2019**

### **BUXLY PAINTS LIMITED**

**June 30, 2023**

The company has complied with the requirements of the Regulations in the following manner: -

1. The total number of directors are 7 as per the following;
  - a. Male: 6
  - b. Female: 1
2. The composition of the Board is as follows:

i) Independent Directors	Mr. Muhammad Hanif Idrees Mr. Major (R) Naseer Ahmed Ms. Rubina Rizvi.
ii) Non-Executive Director	Mr. Bashir Ahmed (Chairman) Mr. Fakhrul Arfin Mr. Sheikh Asim Rafiq Mr. Shamshad Ali
iii) Executive Directors	-
iv) Female Directors	Ms. Rubina Rizvi

The Chief Executive is not the director of the Company.

3. The directors have confirmed that none of them is serving as a director on more than seven listed companies, including this Company;
4. The Company has prepared a code of conduct and has ensured that appropriate steps have been taken to disseminate it throughout the company along with its supporting policies and procedures;
5. The Board has developed a vision/mission statement, overall corporate strategy and significant policies of the Company. The Board has ensured that complete record of particulars of the significant policies along with their date of approval or updating is maintained by the Company;
6. All the powers of the Board have been duly exercised and decisions on relevant matters have been taken by the Board/ shareholders as empowered by the relevant provisions of the Act and these Regulations;

7. The meetings of the Board were presided over by the Chairman and, in his absence, by a director elected by the Board for this purpose. The Board has complied with the requirements of Act and the Regulations with respect to frequency, recording and circulating minutes of meeting of the Board;
8. The Board have a formal policy and transparent procedures for remuneration of directors in accordance with the Act and these Regulations;
9. All directors have minimum 14 years of education and 15 years' experience on the board of listed company hence exempt from directors training program (DTP).
10. During the year, the Board approved appointment of Chief Financial Officer and Company Secretary including their remuneration and terms and conditions of employment and complied with relevant requirements of the Regulations and there is no appointment of head of Internal Audit during the year;
11. Chief Financial Officer and Chief Executive Officer duly endorsed the financial statements before approval of the Board;
12. The Board has formed committees comprising of members given below. –
  - a) Audit Committee
 

Mr. Muhammad Hanif Idrees	– Chairman
Ms. Rubina Rizvi	– Member
Mr. Fakhru Arfin	– Member
  - b) HR and Remuneration Committee
 

Mr. Major (R) Naseer Ahmed	– Chairman
Mr. Sheikh Asim Rafiq	– Member
Mr. Shamshad Ali	– Member
13. The terms of reference of the aforesaid committees have been formed, documented and advised to the committee for compliance;
14. The frequency of meetings of the committee were as per following;
 

a) Audit Committee	4 meetings
b) HR and Remuneration Committee	1 meeting
15. The board has set up an effective internal audit function and the person in-charge is suitably qualified and experienced for the purpose and are conversant with the policies and procedures of the Company.
16. The statutory auditors of the Company have confirmed that they have been given a satisfactory rating under the Quality Control Review program of the Institute of Chartered Accountants of Pakistan and registered with Audit Oversight Board of Pakistan, that they and all their partners are in compliance with International Federation of Accountants (IFAC) guidelines on code of ethics as adopted by the Institute of Chartered Accountants of Pakistan and that they and the partners of the firm involved in the audit are not a close relative (spouse, parent, dependent and non-dependent children) of the Chief Executive Officer,

Chief Financial Officer, Head of Internal Audit, Company Secretary or director of the Company;

17. The statutory auditors or the persons associated with them have not been appointed to provide other services except in accordance with the Act, these Regulations or any other regulatory requirement and the auditors have confirmed that they have observed IFAC guidelines in this regard;
18. We confirm that all requirements of regulations 3, 6, 7, 8, 27, 32, 33 and 36 of the Regulations have been complied with.

---

Signature  
MR. BASHIR AHMED  
Chairman

---

Signature  
MR ADNAN IQBAL  
Chief Executive Officer

Dated: .....2023



# Financial Highlights

## Rupees in thousand

	Year Ended June 30,					
	2023	2022	2021	2020	2019	2018
<b>NET ASSETS</b>						
Fixed Assets	171,457	133,284	131,596	131,554	131,637	131,608
Goodwill	-	-	-	-	-	-
Long Term Investments	3,690	3,852	4,022	4,201	4,390	4,589
Long Term Loans & Deposits	361	361	141	141	91	91
Deferred Taxation	-	-	-	-	-	-
Net Current Assets	(9,922)	(9,462)	(7,502)	(9,220)	(8,930)	7,774
<b>Total</b>	<b>165,586</b>	<b>128,035</b>	<b>128,257</b>	<b>126,676</b>	<b>127,188</b>	<b>144,062</b>
<b>FINANCED BY</b>						
Share Capital	14,400	14,400	14,400	14,400	14,400	14,400
Reserves	-	-	(9,881)	(12,646)	(12,698)	2,997
Surplus on Revaluation of Fixed Assets	168,934	130,352	130,352	130,352	130,352	130,352
	183,334	144,752	134,871	132,106	132,054	147,749
Long Term and Deferred Liabilities	977	1,309	1,046	1,385	-	-
<b>Total</b>	<b>184,311</b>	<b>146,061</b>	<b>135,917</b>	<b>133,491</b>	<b>132,054</b>	<b>147,749</b>
<b>TURNOVER AND PROFITS</b>						
Turnover	577,076	516,473	354,573	275,216	256,670	314,298
Gross Profit	89,500	67,681	57,944	53,099	30,960	48,153
	15.51%	13.10%	16.34%	19.29%	12.06%	15.32%
Profit before tax	9,930	10,676	8,084	4,180	(12,487)	(1,466)
Taxation	(7,213)	(6,464)	(5,319)	(4,128)	(3,208)	(3,929)
Profit/(Loss) after tax	2,717	4,212	2,765	52	(15,695)	(5,395)
<b>EARNING AND DIVIDENDS</b>						
Earning per share	1.89	2.93	1.92	0.04	(10.90)	(3.75)
Interim Dividend per share-Cash (Rupee)	-	-	-	-	-	-
Final Dividend per share-Cash (Rupee)	-	-	-	-	-	-



## INDEPENDENT AUDITORS' REVIEW REPORT

To the members of Buxly Paints Limited


### Review Report on the Statement of Compliance contained in Listed Companies (Code of Corporate Governance) Regulations, 2019

We have reviewed the enclosed Statement of Compliance with the Listed Companies (Code of Corporate Governance) Regulations, 2019 (the Regulations) prepared by the Board of Directors of Buxly Paints Limited for the year ended 30 June 2023 in accordance with the requirements of Regulation No. 36 of the Regulations.

The responsibility for compliance with the Regulations is that of the Board of Directors of the Company. Our responsibility is to review whether the Statement of Compliance reflects the status of the Company's compliance with the provisions of the Regulations and report if it does not and to highlight any non-compliance with the requirements of the Regulations. A review is limited primarily to inquiries of the Company's personnel and review of various documents prepared by the Company to comply with the Regulations.

As a part of our audit of the financial statements we are required to obtain an understanding of the accounting and internal control systems sufficient to plan the audit and develop an effective audit approach. We are not required to consider whether the Board of Directors' statement on internal control covers all risks and controls or to form an opinion on the effectiveness of such internal controls, the Company's corporate governance procedures and risks.

The Regulations require the Company to place before the Audit Committee, and upon recommendation of the Audit Committee, place before the Board of Directors for their review and approval, its related party transactions. We are only required and have ensured compliance of this requirement to the extent of the approval of the related party transactions by the Board of Directors upon recommendation of the Audit Committee.

Based on our review, nothing has come to our attention which causes us to believe that the Statement of Compliance does not appropriately reflect the Company's compliance, in all material respects, with the requirements contained in the Regulations as applicable to the Company for the year ended 30 June 2023. 

**Rahman Sarfaraz Rahim Iqbal Rafiq,**  
Chartered Accountants  
Engagement Partner: Adnan Rasheed  
Lahore

UDIN: CR202310701398xdn5pO



## INDEPENDENT AUDITORS' REPORT

To the members of Buxly Paints Limited

Report on the Audit of the Financial Statements

### Opinion

We have audited the annexed financial statements of Buxly Paints Limited (the Company), which comprise the statement of financial position as at June 30, 2023, and the statement of profit or loss and other comprehensive income, the statement of changes in equity, the statement of cash flows for the year then ended, and notes to the financial statements, including a summary of significant accounting policies and other explanatory information, and we state that we have obtained all the information and explanations which, to the best of our knowledge and belief, were necessary for the purposes of the audit.

In our opinion and to the best of our information and according to the explanations given to us, the statement of financial position, the statement of profit or loss and other comprehensive income, the statement of changes in equity and the statement of cash flows together with the notes forming part thereof conform with the accounting and reporting standards as applicable in Pakistan and give the information required by the Companies Act, 2017 (XIX of 2017), in the manner so required and respectively give a true and fair view of the state of the Company's affairs as at June 30, 2023 and of the profit and other comprehensive income, the changes in equity and its cash flows for the year then ended.

### Basis for Opinion

We conducted our audit in accordance with the International Standards on Auditing (ISAs) as applicable in Pakistan. Our responsibilities under those standards are further described in the Auditors' Responsibilities for the Audit of the Financial Statements section of our report. We are independent of the Company in accordance with the International Ethics Standards Board for Accountants' Code of Ethics for Professional Accountants as adopted by the Institute of Chartered Accountants of Pakistan (the Code) and we have fulfilled our other ethical responsibilities in accordance with the Code. We believe that the audit evidence we have obtained is sufficient and appropriate to provide a basis for our opinion.

### Key Audit Matters

Key audit matters are those matters that, in our professional judgment, were of most significance in our audit of the financial statements of the current period. These matters were addressed in the context of our audit of the financial statements as a whole, and in forming our opinion thereon, and we do not provide a separate opinion on these matters. *2.*

Following are the Key audit matters:


S. No.	Key audit matters	How the matter was addressed in our audit
(i)	<b>Revaluation of leasehold land</b>	
	<p>The Company during the year, as disclosed in note 4 to the accompanying financial statements, revalued its leasehold land. Fair value has been determined by the management expert by enquiring market rates of similar size plots in near vicinity from the real estate agents and keeping in view the location, size and availability of the leasehold land. Consequent to revaluation, additional surplus amounting to Rs. 38.582 million have been recognized in the financial statements and the balance of revaluation surplus as at 30 June 2023, stood at Rs. 168.934 million as disclosed in the note 16.</p> <p>We identified valuation of leasehold land as a key audit matter due to the materiality of this balance and significance of management's judgements in determining the revalued amount of leasehold land.</p>	<p>Our audit procedures over the accuracy of surplus on revaluation of leasehold land, amongst others, included the following:</p> <ul style="list-style-type: none"> <li>evaluated the independence, competence and relevant experience of the external valuer engaged by the management;</li> <li>obtained and inspected the revaluation report prepared by the external valuer engaged by the management;</li> <li>assessed the scope of the valuation, judgements and assumptions used in the valuation and evaluating the methodology used;</li> <li>ensured that the amount of increase in surplus recognized during the year is incorporated in the financial statements with the due approval of the board; and</li> <li>assessed the adequacy and appropriateness of disclosure in the financial statements.</li> </ul>
(ii)	<b>Inventory existence and valuation</b>	
	<p>The valuation of inventory at the reporting date amounts to Rs. 81.599 million (representing 27% of the Company's total current assets) after considering allowance for inventory obsolescence of Rs. 4.757 million as disclosed in note 9 with related policies in note 3.6 to the accompanying financial statements. The inventories obsolescence is calculated by taking into account the net realizable value (NRV) of related inventories while mainly keeping in view the estimated selling price, forecasted inventories usage, forecasted sale volumes and product expiry dates.</p> <p>We have considered this area to be a key audit matter due to its materiality and significance in terms of judgments involved in determining the cost and NRV of inventory at the reporting date.</p>	<p>Our audit procedures over existence and valuation of stock in trade, amongst others, included the following:</p> <ul style="list-style-type: none"> <li>assessed the appropriateness of management assumptions applied in calculating the value of stock in trade and validated the valuation by taking below steps;</li> <li>assessed whether the Company's accounting policy for inventory valuation was in line with the applicable financial reporting standards;</li> <li>observed inventory count at major locations at the year end to ascertain the condition and existence of inventory and reconciled physical inventory with inventory lists provided to ensure completeness of data;</li> <li>reviewed the management's procedures for evaluating the NRV, tested on a</li> </ul>

		<p>sample basis to assess the NRV of the inventories through detailed review of sales close to and subsequent to the year end and compared with the cost, also evaluated the adequacy of provisions for slow moving inventories at the year end;</p> <ul style="list-style-type: none"> <li>assessed the appropriateness of basis of identifying obsolete inventories. we also evaluated the historical accuracy of inventory allowances recognized by management by comparing actual losses to historical allowances, using a sample-based approach. Furthermore, we conducted tests to assess the accuracy of the aging analysis of inventories on a sample basis. In addition, we examined the cost of goods using underlying invoices and expenses incurred in accordance with the inventory valuation method.</li> </ul>
<b>(iii)</b>	<b>Valuation of trade debts</b>	
	<p>At the reporting date, the Company has a significant balance of trade debts amounting to Rs. 160.679 million (representing 54% of the Company's total current assets) after considering loss allowance for trade debts under Expected Credit Loss (ECL) model, of Rs. 24.422 million, as disclosed in note 10 with related policies in 3.5 and 3.11.</p> <p>We considered recoverability of trade debts as a key audit matter due to significance of the amount and significant judgments made by the management regarding the recoverability of the trade debts.</p>	<p>Our audit procedures to assess the valuation of trade debts, amongst others, included the following:</p> <ul style="list-style-type: none"> <li>obtained an understanding of procedures and system of the Company for recording and accounting such type of financial assets;</li> <li>obtained an understanding of the basis for the determination of provision required at the year end and the receivables collection process;</li> <li>checked the accuracy of the data on test basis extracted from the Company's accounting system which is used to calculate the loss allowance for trade debts under ECL model.</li> </ul>

### Information Other than the Financial Statements and Auditors' Report Thereon

Management is responsible for the other information. The other information comprises the information included in the annual report, but does not include the financial statements and our auditors' report thereon.

Our opinion on the financial statements does not cover the other information and we do not express any form of assurance conclusion thereon.

In connection with our audit of the financial statements, our responsibility is to read the other information and, in doing so, consider whether the other information is materially inconsistent with the financial statements or our knowledge obtained in the audit or otherwise appears to be materially misstated. 

If, based on the work we have performed, we conclude that there is a material misstatement of this other information, we are required to report that fact. We have nothing to report in this regard.

### **Responsibilities of Management and Board of Directors for the Financial Statements**

Management is responsible for the preparation and fair presentation of the financial statements in accordance with the accounting and reporting standards as applicable in Pakistan and the requirements of the Companies Act, 2017 (XIX of 2017) and for such internal control as management determines is necessary to enable the preparation of financial statements that are free from material misstatement, whether due to fraud or error.

In preparing the financial statements, management is responsible for assessing the Company's ability to continue as a going concern, disclosing, as applicable, matters related to going concern and using the going concern basis of accounting unless management either intends to liquidate the Company or to cease operations, or has no realistic alternative but to do so.

Board of directors are responsible for overseeing the Company's financial reporting process.

### **Auditors' Responsibilities for the Audit of the Financial Statements**

Our objectives are to obtain reasonable assurance about whether the financial statements as a whole are free from material misstatement, whether due to fraud or error, and to issue an auditors' report that includes our opinion. Reasonable assurance is a high level of assurance, but is not a guarantee that an audit conducted in accordance with ISAs as applicable in Pakistan will always detect a material misstatement when it exists. Misstatements can arise from fraud or error and are considered material if, individually or in the aggregate, they could reasonably be expected to influence the economic decisions of users taken on the basis of these financial statements.

As part of an audit in accordance with ISAs as applicable in Pakistan, we exercise professional judgment and maintain professional skepticism throughout the audit. We also:

- Identify and assess the risks of material misstatement of the financial statements, whether due to fraud or error, design and perform audit procedures responsive to those risks, and obtain audit evidence that is sufficient and appropriate to provide a basis for our opinion. The risk of not detecting a material misstatement resulting from fraud is higher than for one resulting from error, as fraud may involve collusion, forgery, intentional omissions, misrepresentations, or the override of internal control.
- Obtain an understanding of internal control relevant to the audit in order to design audit procedures that are appropriate in the circumstances, but not for the purpose of expressing an opinion on the effectiveness of the Company's internal control.
- Evaluate the appropriateness of accounting policies used and the reasonableness of accounting estimates and related disclosures made by management.
- Conclude on the appropriateness of management's use of the going concern basis of accounting and, based on the audit evidence obtained, whether a material uncertainty exists 2

related to events or conditions that may cast significant doubt on the Company's ability to continue as a going concern. If we conclude that a material uncertainty exists, we are required to draw attention in our auditors' report to the related disclosures in the financial statements or, if such disclosures are inadequate, to modify our opinion. Our conclusions are based on the audit evidence obtained up to the date of our auditors' report. However, future events or conditions may cause the Company to cease to continue as a going concern.

- Evaluate the overall presentation, structure and content of the financial statements, including the disclosures, and whether the financial statements represent the underlying transactions and events in a manner that achieves fair presentation.

We communicate with the board of directors regarding, among other matters, the planned scope and timing of the audit and significant audit findings, including any significant deficiencies in internal control that we identify during our audit.


We also provide the board of directors with a statement that we have complied with relevant ethical requirements regarding independence, and to communicate with them all relationships and other matters that may reasonably be thought to bear on our independence, and where applicable, related safeguards.

From the matters communicated with the board of directors, we determine those matters that were of most significance in the audit of the financial statements of the current period and are therefore the key audit matters. We describe these matters in our auditors' report unless law or regulation precludes public disclosure about the matter or when, in extremely rare circumstances, we determine that a matter should not be communicated in our report because the adverse consequences of doing so would reasonably be expected to outweigh the public interest benefits of such communication.

### **Report on Other Legal and Regulatory Requirements**

Based on our audit, we further report that in our opinion:

- a) proper books of account have been kept by the Company as required by the Companies Act, 2017 (XIX of 2017);
- b) the statement of financial position, the statement of profit or loss and other comprehensive income, the statement of changes in equity and the statement of cash flows together with the notes thereon have been drawn up in conformity with the Companies Act, 2017 (XIX of 2017) and are in agreement with the books of account and returns;
- c) investments made, expenditure incurred and guarantees extended during the year were for the purpose of the Company's business; and
- d) no zakat was deductible at source under the Zakat and Ushr Ordinance, 1980 (XVIII of 1980).

The engagement partner on the audit resulting in this independent auditors' report is Mr. Adnan Rasheed. 

**Rahman Sarfaraz Rahim Iqbal Rafiq**  
**Chartered Accountants**  
**Lahore:**  
**UDIN: AR202310701xqXvHg8PI**

**BUXLY PAINTS LIMITED**  
**STATEMENT OF FINANCIAL POSITION**  
**AS AT 30 JUNE 2023**

		2023	2022
	Note	(Rupees in '000)	
<b>ASSETS</b>			
<b>Non-current assets</b>			
Property and equipment	4	171,457	133,284
Investment properties	5	3,690	3,852
Long term loans and advances	6	5,873	4,257
Long term receivable	7	9,900	8,100
Long term security deposits		361	361
Deferred taxation	8	-	-
		<u>191,281</u>	<u>149,854</u>
<b>Current assets</b>			
Stock in trade	9	81,599	99,878
Trade debts	10	160,679	158,846
Advances and deposits	11	6,261	12,403
Prepayments and other receivables	12	69	473
Term deposit receipts	13	150	150
Markup receivable		8	4
Current portion of long term loans and advances	6	585	549
Income tax recoverable/ adjustable		6,420	3,112
Cash and bank balances	14	43,261	29,717
		<u>299,032</u>	<u>305,132</u>
<b>Total assets</b>		<u><u>490,313</u></u>	<u><u>454,986</u></u>
<b>EQUITY AND LIABILITIES</b>			
<b>Share capital and reserves</b>			
Share capital	15	14,400	14,400
Capital reserve			
Surplus on revaluation of property and equipment	16	168,934	130,352
Revenue reserves			
General reserve		5,993	5,993
Accumulated loss		(8,945)	(11,662)
		<u>180,382</u>	<u>139,083</u>
<b>Non-current liabilities</b>			
Long term borrowings	17	-	-
Lease liability	18	977	1,309
		<u>977</u>	<u>1,309</u>
<b>Current liabilities</b>			
Markup accrued		2,414	1,363
Current portion of long term borrowings	17	-	1,046
Current portion of lease liability	18	343	315
Unpaid dividend		217	217
Unclaimed dividend		102	102
Short term borrowings	19	43,473	44,456
Trade and other payables	20	262,405	267,095
		<u>308,954</u>	<u>314,594</u>
<b>Contingencies and commitments</b>			
	21	-	-
<b>Total equity and liabilities</b>		<u><u>490,313</u></u>	<u><u>454,986</u></u>

The annexed notes 1 to 39 form an integral part of these financial statements.

Chief Executive Officer

Director

Chief Financial Officer



**BUXLY PAINTS LIMITED**  
**STATEMENT OF PROFIT OR LOSS AND OTHER COMPREHENSIVE INCOME**  
**FOR THE YEAR ENDED 30 JUNE 2023**

		2023	2022
	Note	(Rupees in '000)	
Sales	22	577,076	516,473
Cost of sales	23	(487,576)	(448,792)
Gross profit		89,500	67,681
Distribution and selling expenses	24	(49,918)	(41,479)
Administrative expenses	25	(23,675)	(13,126)
		(73,593)	(54,605)
		15,907	13,076
Other income	26	3,622	3,622
		19,529	16,698
Finance cost	27	(8,691)	(5,231)
Other expenses	28	(908)	(791)
		(9,599)	(6,022)
Profit before tax		9,930	10,676
Taxation	29	(7,213)	(6,464)
Profit after tax		2,717	4,212
<b><u>OTHER COMPREHENSIVE INCOME</u></b>			
Items that will be reclassified to profit or loss		-	-
Items that will never be reclassified to profit or loss:			
Surplus on revaluation of property and equipment recognized during the year	16	38,582	-
<b>Total comprehensive income</b>		<b>41,299</b>	<b>4,212</b>
------(Rupees)-----			
Earnings per share - basic and diluted	30	1.89	2.93

The annexed notes 1 to 39 form an integral part of these financial statements.

**Chief Executive Officer**

**Director**

**Chief Financial Officer**

**BUXLY PAINTS LIMITED**  
**STATEMENT OF CHANGES IN EQUITY**  
**FOR THE YEAR ENDED 30 JUNE 2023**

	Share capital	Capital reserve	Revenue reserves		Total
		Surplus on revaluation of property and equipment	General reserve	Accumulated loss	
------(Rupees in '000)-----					
Balance as at 01 July 2021	14,400	130,352	5,993	(15,874)	134,871
Total comprehensive income for the year	-	-	-	4,212	4,212
Revaluation surplus recognised during the year	-	-	-	-	-
Balance as at 30 June 2022	14,400	130,352	5,993	(11,662)	139,083
Total comprehensive income for the year	-	-	-	41,299	41,299
Revaluation surplus recognised during the year	-	38,582	-	(38,582)	-
<b>Balance as at 30 June 2023</b>	<b>14,400</b>	<b>168,934</b>	<b>5,993</b>	<b>(8,945)</b>	<b>180,382</b>

The annexed notes 1 to 39 form an integral part of these financial statements.

**Chief Executive Officer**

**Director**

**Chief Financial Officer**

**BUXLY PAINTS LIMITED**  
**STATEMENT OF CASH FLOWS**  
**FOR THE YEAR ENDED 30 JUNE 2023**

	2023	2022
Note	(Rupees in '000)	
<b>CASH FLOWS FROM OPERATING ACTIVITIES</b>		
Profit before tax	9,930	10,676
Adjustments for:		
Depreciation	571	557
Finance cost	8,691	5,231
Markup on term deposit receipts	(10)	(10)
Impairment allowance for expected credit loss	11,124	1,442
Provision for Workers' Welfare Fund	412	218
Provision for Workers' Profit Participation Fund	496	573
Rental income	(1,800)	(1,800)
	<b>29,414</b>	<b>16,887</b>
<b>Changes in working capital</b>		
<b>(Increase)/ decrease in current assets:</b>		
Stock in trade	18,279	1,030
Trade debts	(7,957)	(43,835)
Advances and deposits	1,142	(1,477)
Prepayments and other receivables	404	1,276
	<b>11,868</b>	<b>(43,006)</b>
<b>(Decrease)/ increase in current liabilities:</b>		
Trade and other payables	(5,006)	80,021
Cash generated from operations	<b>36,276</b>	<b>53,902</b>
Income tax paid	(10,521)	(3,593)
Finance cost paid	(7,365)	(4,762)
Payment of Workers' Welfare Fund	(14)	-
Payment of Workers' Profit Participation Fund	(578)	(341)
<b>Net cash generated from operating activities</b>	<b>17,798</b>	<b>45,206</b>
<b>CASH FLOWS FROM INVESTING ACTIVITIES</b>		
Investments made in property and equipment	-	(96)
Markup received on term deposit receipts	6	18
Long term security deposits	-	(220)
Long term loans and advances	(1,652)	(3,203)
<b>Net cash used in investing activities</b>	<b>(1,646)</b>	<b>(3,501)</b>
<b>CASH FLOWS FROM FINANCING ACTIVITIES</b>		
Long term borrowings	(1,046)	(2,092)
Payment of lease liability	(579)	(500)
Short term borrowings	(983)	(29,430)
Net cash used in financing activities	<b>(2,608)</b>	<b>(32,022)</b>
Net increase in cash and cash equivalents during the year	<b>13,544</b>	<b>9,683</b>
Cash and cash equivalents at the beginning of the year	<b>29,717</b>	<b>20,034</b>
Cash and cash equivalents at the end of the year	<b>43,261</b>	<b>29,717</b>

The annexed notes 1 to 39 form an integral part of these financial statements.

**Chief Executive Officer**

**Director**

**Chief Financial Officer**

**BUXLY PAINTS LIMITED**  
**NOTES TO THE FINANCIAL STATEMENTS**  
**FOR THE YEAR ENDED 30 JUNE 2023**

**1 NATURE AND STATUS OF THE COMPANY**

Buxly Paints Limited (the Company) was incorporated in Pakistan in April 1954 as a private limited company under the Companies Act, 1913 (now the Companies Act, 2017) and subsequently converted into a public limited company in May 1985. Its shares are listed on Pakistan Stock Exchange. The principal activity of the Company is manufacturing and sale of paints, pigments, protective surface coating, varnishes and other related products under a toll manufacturing agreement with Berger Paints Pakistan Limited (an associated company), at a specified toll manufacturing fees. As per the arrangements, the Company will deliver the materials, packing, filling and other bulk components, together with other ingredients to Berger Paints Pakistan Limited, who will process the ingredients and pack the products and deliver the products to the Company or designated party in Pakistan indicated by the Company.

Geographical location and address of business units/ plants:

<b>Purpose</b>	<b>Location</b>	
a. Registered Office	Karachi	X-3, Manghopir Road, S.I.T.E, Karachi, Sindh, Pakistan
b. Lahore Office	Lahore	The Annexe, 36-Industrial Estate, Kot lakhpat, Lahore
c. Islamabad	Islamabad	The Annexe, Plot No. 201, Street No. I, Sector I-10/3, Industrial Area, Islamabad

**2 BASIS OF PREPARATION**

**2.1 Statement of compliance**

These financial statements have been prepared in accordance with the accounting and reporting standards as applicable in Pakistan. The accounting and reporting standards applicable in Pakistan comprise of:

- International Financial Reporting Standards (IFRSs) issued by the International Accounting Standards Board (IASB) as notified under the Companies Act, 2017; and
- Provisions of and directives issued under the Companies Act, 2017.

Where provisions of and directives issued under the Companies Act, 2017 differ from the IFRSs, the provisions of and directives issued under the Companies Act, 2017 have been followed.

**2.2 Basis of measurement**

These financial statements have been prepared under the "historical cost convention" except for financial instruments and land which are recognized at fair value. The financial statements except for cash flows information have been prepared under accrual basis of accounting.

**2.3 Functional and presentation currency**

These financial statements are presented in Pak Rupees, which is also the Company's functional currency. All figures have been rounded off to the nearest thousand of rupees, unless otherwise stated.

**2.4 Reclassification and rearrangements**

Corresponding figures have been reclassified and rearranged, wherever necessary, to reflect more appropriate presentation of events and transactions for the purpose of comparison. Appropriate disclosures are given in relevant notes in case of material reclassifications and rearrangements.

**2.5 Use of estimates and judgments**

The preparation of financial statements in conformity with the approved accounting standards, as applicable in Pakistan, requires management to make judgments, estimates and assumptions that affect the application of policies and the reported amounts of assets, liabilities, income and expenses. The estimates and associated assumptions are based on historical experience and various other factors that are believed to be reasonable under the circumstances, the results of which form the basis of making the judgments about the carrying values of assets and liabilities that are not readily apparent from other sources. Actual results may differ from these estimates.

The estimates and underlying assumptions are reviewed on an ongoing basis. Revisions to accounting estimates are recognized in the period in which the estimates are revised if the revision affects only that period, or in the period of the revision and future periods if the revision affects both current and future periods.

Judgments made by the management in the application of approved accounting standards, as applicable in Pakistan, that have significant effect on the financial statements and estimates with a significant risk of material adjustment relates to :

- Estimated useful lives of property and equipment and measurement of revalued amounts (notes 3.1, 3.2 and 4)
- Recognition of taxation and deferred taxation (notes 3.9 , 8 and 29)
- Provisions and contingencies (note 3.11 and note 21)
- Classification of investment properties (notes 3.3 and 5)
- Provision against trade debts and deposits (notes 3.5, 10.1 and 11.1)
- Impairment (note 3.17)
- Stock-in-trade (notes 3.6 and 9)

## **2.6 INITIAL APPLICATION OF A STANDARD, AMENDMENT OR AN INTERPRETATION TO AN EXISTING STANDARD AND FORTHCOMING REQUIREMENTS**

### **a) Standards and interpretations that became effective but not relevant to the Company**

The following standards (revised or amended) and interpretations became effective for the current financial year but are either not relevant or do not have any material effect on the financial statements of the Company other than increased disclosure in certain cases:

- IFRS 3 - Business Combinations - (Amendments updating a reference to the Conceptual Framework).
- IFRS 9 - Financial Instruments - (Amendments to 10 percent test for derecognition of financial liabilities in fee).
- IAS 16- Property, Plant and Equipment - (Amendments regarding proceeds before intended use).
- IAS 16- Property, Plant and Equipment - (Amendments prohibiting a company from deducting from the cost of property, plant and equipment amounts received from selling items produced while the Company).
- IAS 37- Provisions, Contingent Liabilities and Contingent Assets - (Amendments regarding the costs to include when assessing whether a contract is onerous).

### **b) Forthcoming requirements not effective in current year and not considered relevant:**

- IAS 1- Presentation of Financial Statements - Amendments regarding the disclosure of accounting policies- (Effective for annual periods beginning on or after 1 January 2023).
- IAS 1- Presentation of Financial Statements - Amendments regarding the classification of debt with covenants- (effective for annual periods beginning on or after 1 January 2024).
- IAS 1 - Presentation of financial statements - Amendments regarding the classification of liabilities - (applicable on annual periods beginning on or after 1 January 2024).
- IAS 8- Accounting Policies, Changes in Accounting Estimates and Errors - Amendments regarding the definition of accounting estimates- (Effective for annual periods beginning on or after 1 January 2023).
- IAS 12- Income Taxes - (Amendments regarding deferred tax related to assets and liabilities arising from single transaction)-(effective for annual periods beginning on or after 1 January 2023).
- IFRS 7 - Financial Instruments - Amendments regarding supplier finance arrangements - (applicable on annual periods beginning on or after 1 January 2024).
- IFRS 16 - Leases - Amendments to clarify how a seller-lessee subsequently measures sale and leaseback transactions - (applicable on Annual periods beginning on or after 1 January 2024).
- IAS 7 - Statement of cash flows - Amendments regarding supplier finance arrangements - (applicable on annual periods beginning on or after 1 January 2024).
- IAS 41 - Agriculture - Amendment regarding taxation in fair value measurement - (effective for annual periods beginning on or after 1 January 2023).
- IFRS 10/ IAS 28 - Consolidated Financial Statements and Investment in Associates - Amendment regarding the sale or contribution of assets between an investor and its associate or joint venture - (Application date not yet finalized).

c) **Other than the aforesaid standards, interpretations and amendments, the International Accounting Standards Board (IASB) has also issued the following standards which have not been adopted locally by the Securities and Exchange Commission of Pakistan:**

- IFRS 1 – First Time Adoption of International Financial Reporting Standards
- IFRS 17 – Insurance Contracts

### **3 SIGNIFICANT ACCOUNTING POLICIES**

The accounting policies as set below have been applied consistently to all periods presented in these financial statements.

#### **3.1 Property and equipment**

##### **Owned**

Property and equipment, except land, are measured at cost less accumulated depreciation and impairment loss, if any. Land is stated at fair value. Cost includes expenditures that are directly attributable to the acquisition of the asset.

Depreciation on all property and equipment except land is charged on the reducing balance method at the rates specified in note 4.

Depreciation methods, useful lives and residual values of each part of property and equipment that is significant in relation to the total cost of the asset are reviewed, and adjusted if appropriate, at each statement of financial position date.

Depreciation on additions to property and equipment is charged from the month the asset is available for use while no depreciation is charged from the month the asset is disposed off.

The Company assesses at each statement of financial position date whether there is any indication that property and equipment may be impaired. If such indication exists, the carrying amounts of such assets are reviewed to assess whether they are recorded in excess of their recoverable amount.

Where carrying values exceed the respective recoverable amounts, assets are written down to their recoverable amounts and the resulting impairment loss is recognized in the statement of profit or loss. The recoverable amount is the higher of an asset's fair value less costs to sell and value in use. Where an impairment loss is recognized, the depreciation charge is adjusted in the future periods to allocate the asset's revised carrying amount over its estimated useful life.

Subsequent costs are included in the asset's carrying amount or recognized as a separate asset, as appropriate, only when it is probable that future economic benefits associated with the item will flow to the Company and the cost of the item can be measured reliably. All other repair and maintenance costs are charged to the statement of profit or loss during the period in which they are incurred.

The gain or loss on disposal or retirement of an asset represented by the difference between the sale proceeds and the carrying amount of the asset is recognized as an income or expense in the statement of profit or loss.

#### **3.2 Leases**

##### **Finance leases**

Leases where the Company has substantially all the risks and rewards of ownership are classified as finance leases. At inception, finance leases are capitalized at the lower of present value of minimum lease payments under the lease agreements or the fair value of the asset.

Minimum lease payments made under finance leases are apportioned between the finance cost and the reduction of the outstanding liability. The finance cost is allocated to each period during the lease term so as to produce a constant periodic rate of interest.

Assets acquired under a finance lease are depreciated over the estimated useful life of the assets on reducing balance method at the rates mentioned in note 4 and 5.

Depreciation methods, useful lives and residual values of asset that is significant in relation to the total cost of the asset are reviewed, and adjusted if appropriate, at each statement of financial position date.

Depreciation on additions to leased assets is charged from the month the asset is available for use while no depreciation is charged from the month the asset is disposed off.

### **3.3 Investment properties**

Investment properties are accounted for under cost model and are stated at cost less accumulated depreciation and impairment loss, if any. Depreciation on office building is charged to the statement of profit or loss by applying the reducing balance method at the rate of 5% per annum after taking into account residual value, if any. Depreciation on addition is charged from the month the asset is available for use while no depreciation is charged from the month the asset is disposed off. Depreciation methods, useful lives and residual values of each part of investment property that is significant in relation to the total cost of the asset are reviewed, and adjusted if appropriate, at each statement of financial position date. Depreciation of leasehold land is suspended since financial year ended 30 June 2012 in accordance with the revised requirements of IAS 17.

Gains or losses on sale of investment properties are charged to the statement profit or loss in the period in which they arise.

### **3.4 Staff retirement benefits**

#### **a) Defined contribution plan**

The Company operates a provident fund scheme for its employees. Equal monthly contributions are made, both by the Company and the employees to the fund at the rate of 8.33% of the basic salary.

#### **b) Compensated absences**

The Company had been accounting for all accumulated compensated absences, when employees render services that increase their entitlement to future compensated absences. Accrual was made for employees compensated absences on the basis of last drawn pay. However, the policy has been discontinued.

### **3.5 Trade debts**

These are initially recognised when these are originated and measured at fair value of consideration receivable and subsequently measured at amortized cost. These assets are written off when there is no reasonable expectation of recovery. Actual credit loss experience over past years is used to base the calculation of expected credit loss.

### **3.6 Stock in trade**

Stock of raw and packing materials, except for those in transit, work in process and finished goods are valued principally at the lower of weighted average cost and net realizable value. Cost of work in process and finished goods comprises cost of direct materials, labor and appropriate manufacturing overheads.

Materials in transit are stated at cost comprising invoice value plus other charges paid thereon.

Net realizable value signifies the estimated selling price in the ordinary course of business less estimated costs necessary to be incurred in order to make a sale.

### **3.7 Revenue recognition**

- Revenue from sale of goods is recognized when control of goods is transferred to customers.
- Royalty and rent income is recognized on an accrual basis in accordance with the substance of the relevant agreement.
- Interest income on bank deposits is recognized on time proportion basis using the effective interest method.

### **3.8 Cash and cash equivalents**

Cash and cash equivalents comprise of cash in hand, bank balances and short term borrowings that are repayable on demand and form an integral part of the Company's cash management and are included as a component of cash and cash equivalents for the purpose of the statement of cash flows.

### **3.9 Taxation**

#### **a) Current**

Provision for current taxation is based on taxable income at the current tax rates after taking into account tax rebates and tax credits available, if any.

#### **b) Deferred**

Deferred taxation is provided, using the balance sheet method, in respect of temporary differences between the carrying amounts of assets and liabilities in the financial statements and their tax base.

The amount of deferred tax recognized is based on expected manner of realization or settlement of the carrying amount of assets and liabilities using the tax rates enacted or substantively enacted at the statement of financial position date.

Deferred tax assets are recognized for all deductible temporary differences, carry forward of unused tax assets and unused tax losses, to the extent that it is probable that taxable profit will be available against which the deductible temporary differences, carry forward of unused tax assets and unused tax losses can be utilized.

Deferred tax assets are reduced to the extent that it is no longer probable that the related tax benefit will be realized.

### **3.10 Borrowings**

Interest bearing borrowings are recognized initially at fair value less attributable transaction costs. Subsequent to initial recognition, these are stated at amortized cost with any difference between cost and redemption value being recognized in the statement of profit or loss account over the period of the borrowings on an effective interest basis.

### **3.11 Provisions**

Provisions are recognized when the Company has a legal or constructive obligation as a result of past events and it is probable that an outflow of resources embodying economic benefits will be required to settle the obligation and a reliable estimate of the amount can be made. However, provisions are reviewed at each statement of financial position date and adjusted to reflect current best estimate.

### **3.12 Trade and other payables**

Financial liabilities are initially recognized at fair value plus directly attributable cost, if any, and subsequently at amortized cost using effective interest rate method.

Other amounts payable are carried at cost which is the fair value of the consideration to be paid in future for goods and services received.

### **3.13 Financial instruments**

#### **Recognition and measurement**

Financial assets and liabilities are recognized, when the Company becomes a party to the contractual provisions of the instrument and derecognized when the Company loses control of the contractual rights to receive cash flows from the assets that comprise the financial asset or the rights have been transferred and the Company has transferred substantially all the risks and rewards of ownership or the enterprise loses control of the contractual rights that comprise financial assets or a portion of financial assets. In case of financial liabilities when the obligation specified in the contract is discharged, cancelled or expired.

Financial assets are long term investments, short term investments, trade and other receivables, advances adjustable in cash and cash and bank balances. The Company derecognizes a financial asset or a portion of financial asset when, and only when, the right to receive the cash flows from the assets have been expired or have been transferred; and the Company has transferred substantially all the risks and rewards of ownership or the enterprise loses control of the contractual rights that comprise the financial assets or a portion of financial assets.

The Company has classified its financial assets based on the requirements as set out in IFRS-9 'Financial Instruments'. IFRS 9 sets out the requirements for recognizing and measuring financial assets, financial liabilities and some contracts to buy or sell non-financial items and contains three principal classifications categories of financial assets: measured at amortized cost, fair value through other comprehensive income and fair value through profit or loss. The classification of financial assets are generally based on the business model in which the financial asset is managed and its contractual cash flow characteristics.

#### **3.13.1 Financial assets**

##### **(a) Financial asset at amortized cost**

A financial asset shall be measured at amortized cost if both of the following conditions are met:

- i) The financial asset is held within a business model whose objective is to hold financial assets in order to collect contractual cash flows and;
- ii) The contractual terms of the financial asset give rise on specified dates to cash flows that are solely payments of principal and interest on principal amount outstanding.

##### **(b) Financial asset at fair value through other comprehensive income**

A financial asset shall be measured at fair value through other comprehensive income if both of the following conditions are met:

- i) The financial asset is held within a business model whose objective is achieved by both collecting contractual cash flows and selling financial assets and;



- ii) The contractual terms of the financial asset give rise on specified dates to cash flows that are solely payments of principal and interest on principal amount outstanding.

(c) **Financial asset at fair value through profit or loss**

A financial asset shall be measured at fair value through profit or loss unless it is measured at amortized cost or at fair value through other comprehensive income.

**Recognition and measurement**

Financial assets at initial recognition are measured at its fair value of the consideration given. Subsequent to initial recognition, financial assets shall be classified at amortized cost using effective interest method, fair value through other comprehensive income with changes in fair value recognized in other comprehensive income and fair value through profit or loss with changes in fair value recognized in profit or loss.

**3.13.2 Financial liabilities**

Financial liabilities are recognized according to the substance of the contractual arrangements entered into. At the time of initial recognition, all financial liabilities shall be measured at fair value plus or minus transaction cost that are directly attributable to the issue of a financial liability. Financial liabilities shall subsequently be measured at amortized cost. Significant financial liabilities are due to related party, trade and other payables.

Any gain or loss on subsequent remeasurement to fair value of financial assets and financial liabilities is taken to the statement of profit or loss in the year in which it arises.

**Offsetting of financial assets and financial liabilities**

A financial asset and liability is offset against each other and the net amount is reported in the statement of financial position if the Company has legally enforceable right to set off the recognized amount and intends either to settle on net basis or realize the asset and settle the liability simultaneously.

**3.13.3 Derecognition**

**Financial assets**

The Company derecognizes a financial asset when the contractual rights to the cash flows from the financial asset expire, or it transfers the rights to receive the contractual cash flows in a transaction in which substantially all of the risks and rewards of ownership of the financial asset are transferred or in which the Company neither transfers nor retains substantially all of the risks and rewards of ownership and it does not retain control of the financial asset.

The Company might enter into transactions whereby it transfers assets recognized in its statement of financial position, but retains either all or substantially all of the risks and rewards of the transferred assets. In these cases, the transferred assets are not derecognized.

**Financial liabilities**

The Company derecognizes a financial liability when its contractual obligations are discharged or cancelled, or expire. The Company also derecognizes a financial liability when its terms are modified and the cash flows of the modified liability are substantially different, in which case a new financial liability based on the modified terms is recognized at fair value. On derecognition of a financial liability, the difference between the carrying amount extinguished and the consideration paid (including any non-cash assets transferred or liabilities assumed) is recognized in the statement of profit or loss.

**3.13.4 Impairment**

**Financial assets**

A financial asset is impaired if the credit risk on that financial asset has increased significantly since the initial recognition. Loss allowance for ECL on a financial asset is recognized to account for impairment.

If a financial asset has low credit risk at the date of initial application of IFRS 9, than the Company has assumed that the credit risk on the asset had not increased significantly since its initial recognition.

The Company recognizes lifetime ECL when there has been a significant increase in credit risk since initial recognition. However, if the credit risk on the financial instrument has not increased significantly since initial recognition, the Company measures the loss allowance for that financial instrument at an amount equal to 12 month ECL. Lifetime ECL represents the expected credit losses that will result from all possible default events over the expected life of a financial instrument. In contrast, 12 month ECL represents the portion of lifetime ECL that is expected to result from default events on a financial instrument that are possible within 12 months after the reporting date.

### **Non financial assets**

The Company assesses at each statement of financial position date, whether there is any indication that assets may be impaired. If such an indication exists, the carrying amount of such assets is reviewed to assess whether they are recorded in excess of their recoverable amount. Where carrying values exceed their respective recoverable amounts, assets are written down to their recoverable amount and resulting impairment loss is recognized in the statement of profit or loss. The recoverable amount is higher of an asset's fair value less costs to sell and value in use.

Where an impairment loss is recognized, the depreciation charge is adjusted in the future periods to allocate the asset's revised carrying amount over its estimated useful life. Where an impairment loss subsequently reverses, the carrying amount of the asset is increased to the revised recoverable amount but limited to the extent of carrying amount of the asset had there been no impairment loss. A reversal of the impairment loss is recognized in the statement of profit or loss.

#### **3.14 Foreign currencies**

All monetary assets and liabilities in foreign currencies are translated into rupees at exchange rates prevailing at the statement of financial position date. Transactions in foreign currencies are translated into rupees at exchange rates prevailing at the date of transaction. Non-monetary assets and liabilities that are measured in terms of historical cost in a foreign currency are translated into rupees at exchange rates prevailing at the date of transaction.

#### **3.15 Dividend**

Dividend distribution to the Company's shareholders is recognized as a liability in the period in which the dividends are approved.

#### **3.16 Earnings per share**

The Company presents basic and diluted earnings per shares (EPS) data. Basic EPS is calculated by dividing the profit or loss attributable to shareholders of the Company by the weighted average number of ordinary shares outstanding during the period. Diluted EPS is determined by adjusting the profit or loss attributable to shareholders and the weighted average number of ordinary shares outstanding, adjusted for the effects of all dilutive potential ordinary shares.

#### **3.17 Impairment**

The carrying amounts of the Company's assets are reviewed at each statement of financial position date to determine whether there is any indication of impairment loss. If any such indication exists, the assets recoverable amount is estimated and if the carrying amount of the asset is in excess of its recoverable amount, impairment loss is recognised as an expense to the extent carrying amount exceed the recoverable amount.

#### 4 PROPERTY AND EQUIPMENT

	30-Jun-23				Rate %	Depreciation			Written down value as at 30 June 2023	
	Cost/ Revalued amount					As at	Charge	Reversal		As at
	As at 01 July 2022	Additions	(Disposals)/ (transfer)	As at 30 June 2023		As at 01 July 2022	for the year			30 June 2023
	----- (Rupees in '000) -----					----- (Rupees in '000) -----				
<b>Owned</b>										
Leasehold land:										
- Cost	836	-	-	836		-	-	-	836	
- Revaluation	130,352	38,582	-	168,934		-	-	-	168,934	
	<b>131,188</b>	<b>38,582</b>	<b>-</b>	<b>169,770</b>		<b>-</b>	<b>-</b>	<b>-</b>	<b>169,770</b>	
Furniture and fixtures	586	-	-	586	10	465	12	-	477	
Vehicles	410	-	-	410	20	399	2	-	401	
Office equipments	378	-	-	378	10	257	12	-	269	
Computers	1,204	-	-	1,204	33	1,095	36	-	1,131	
	<b>133,766</b>	<b>38,582</b>	<b>-</b>	<b>172,348</b>		<b>2,216</b>	<b>62</b>	<b>-</b>	<b>2,278</b>	
<b>Leased</b>										
Vehicles	2,040	-	-	2,040	20	306	347	-	653	
	<b>2,040</b>	<b>-</b>	<b>-</b>	<b>2,040</b>		<b>306</b>	<b>347</b>	<b>-</b>	<b>653</b>	
	<b>135,806</b>	<b>38,582</b>	<b>-</b>	<b>174,388</b>		<b>2,522</b>	<b>409</b>	<b>-</b>	<b>2,931</b>	

	30-Jun-22				Rate %	Depreciation			Written down value as at 30 June 2022	
	Cost/ Revalued amount					As at	Charge	Reversal		As at
	As at 01 July 2021	Additions	(Disposals)/ (transfer)	As at 30 June 2022		As at 01 July 2021	for the year			30 June 2022
	----- (Rupees in '000) -----					----- (Rupees in '000) -----				
<b>Owned</b>										
Leasehold land:										
- Cost	836	-	-	836		-	-	-	836	
- Revaluation	130,352	-	-	130,352		-	-	-	130,352	
	<b>131,188</b>	<b>-</b>	<b>-</b>	<b>131,188</b>		<b>-</b>	<b>-</b>	<b>-</b>	<b>131,188</b>	
Furniture and fixtures	586	-	-	586	10	452	13	-	465	
Vehicles	410	-	-	410	20	396	3	-	399	
Office equipments	378	-	-	378	10	244	13	-	257	
Computers	1,169	35	-	1,204	33	1,043	52	-	1,095	
	<b>133,731</b>	<b>35</b>	<b>-</b>	<b>133,766</b>		<b>2,135</b>	<b>81</b>	<b>-</b>	<b>2,216</b>	
<b>Leased</b>										
Vehicles	-	2,040	-	2,040	20	-	306	-	306	
	<b>-</b>	<b>2,040</b>	<b>-</b>	<b>2,040</b>		<b>-</b>	<b>306</b>	<b>-</b>	<b>306</b>	
	<b>133,731</b>	<b>2,075</b>	<b>-</b>	<b>135,806</b>		<b>2,135</b>	<b>387</b>	<b>-</b>	<b>2,522</b>	

#### 4.1 Depreciation for the year has been allocated as follows:

		2023	2022
		(Rupees in '000)	
Distribution and selling expenses	24	82	77
Administrative expenses	25	327	310
		<b>409</b>	<b>387</b>

4.2 The Company on 22 June 2023 had carried out revaluation of its leasehold land situated at Manghopir Road, S.I.T.E, Karachi having area of 27,780.60 square feet. The revaluation exercise was conducted by an independent valuer M/s Professional Associates (Regd.) F-12, Rakshanda Complex, 244-Kashmir Block, Allama Iqbal Town, Lahore. The revaluation exercise was conducted after enquiring market rates of similar sized plots in near vicinity from the brokers, dealers, real estate agents, other concerned authorities and keeping in view the location, size and availability of the leasehold land. The Board of Directors of the Company (the Board) concurred to this valuation. Forced sale value as per the revaluation report is Rs. 144.305 million. Fair value has been assessed under 'fair value hierarchy; level 3'.

4.3 Had the asset not been revalued, the net book value of leasehold land would have amounted to Rs. 0.836 million (2022: Rs. 0.836 million).

## 5 INVESTMENT PROPERTIES

	30-Jun-23							
	Cost			Rate %	Depreciation			Written down value as at 30 June 2023
	As at 01 July 2022	Transfer	As at 30 June 2023		As at 01 July 2022	Charge for the year	As at 30 June 2023	
	------(Rupees in '000)-----				------(Rupees in '000)-----			
Leasehold land	700	-	700	-	87	-	87	613
Office building	5,408	-	5,408	5	2,169	162	2,331	3,077
	<b>6,108</b>	-	<b>6,108</b>		<b>2,256</b>	<b>162</b>	<b>2,418</b>	<b>3,690</b>

	30-Jun-22							
	Cost			Rate %	Depreciation			Written down value as at 30 June 2022
	As at 01 July 2021	Transfer	As at 30 June 2022		As at 01 July 2021	Charge for the year	As at 30 June 2022	
	------(Rupees in '000)-----				------(Rupees in '000)-----			
Leasehold land	700	-	700	-	87	-	87	613
Office building	5,408	-	5,408	5	1,999	170	2,169	3,239
	<b>6,108</b>	-	<b>6,108</b>		<b>2,086</b>	<b>170</b>	<b>2,256</b>	<b>3,852</b>

5.1 The Company is recording investment property at cost. Had the investment property been measured at fair value, the value of property would have been Rs.125.712 million and the forced sale value would have been Rs. 106.855 million as per independent valuers' report of June 2023.

a. Land element has been valued at Rs. 104.323 million after enquiring market rates of similar sized plots in near vicinity from the real estate agents and keeping in view the location, size and availability of the land. The Land is situated at Manghopir Road, S.I.T.E, Karachi having area of 17,071 square feet. and

b. Building element has been valued at Rs. 21.389 million after taking into account the type and class of construction. Building is situated on a portion of the same land covering an area of 3,500 square feet.

The fair value of the property has been assessed under 'fair value hierarchy; level 3'.

5.2 Depreciation for the year has been allocated as follows:

		2023	2022
		(Rupees in '000)	
Distribution and selling expenses	24	32	34
Administrative expenses	25	130	136
		<b>162</b>	<b>170</b>

## 6 LONG TERM LOANS AND ADVANCES

### - Secured and considered good

Employee loans	6.1	6,458	4,806
Receivable within one year		(585)	(549)
		<b>5,873</b>	<b>4,257</b>

6.1 This represents interest free loans to employees for the purpose of purchase of motor vehicles. These loans are secured against these motor vehicles and recoverable in 96 equal monthly instalments. These loans have not been discounted to their present values as the financial impact is not material.

	NOTE	2023	2022
		(Rupees in '000)	
<b>7 LONG TERM RECEIVABLE</b>		<b>9,900</b>	8,100
The Company under operating lease arrangements has leased out portion of its land to an associated company as disclosed in note 21.4. Rent has been provided since 1st January 2018 at the rate of Rs. 150,000/- per month being the fair market value of rent for such land. This amount would be available for adjustment against the value of building when handed over to the Company after expiry of lease term on 31 December 2027.			
<b>7.1</b>	At 30 June 2023, the maturity analysis of contractual undiscounted cashflows under non-cancellable lease was receivable as follows:		
	Less than one year	1,800	1,800
	Between one and five years	6,300	7,200
	More than five years	-	900
		<b>8,100</b>	9,900
<b>8. DEFERRED TAXATION</b>			
The Company has not recognised deferred tax assets of Rs. 21.446 million (2022: 6.761 million) in respect of deductible temporary difference amounting to Rs. 44,817 million (2022: 23.314 million) as per policy given in note 3.9 (b).			
<b>9. STOCK IN TRADE</b>			
	Packing material	2,695	3,973
	Work in process	2,750	3,793
	Finished goods	80,911	96,869
		<b>86,356</b>	104,635
	Provision against slow moving stocks:		
	- Finished goods	9.1 (4,757)	(4,757)
		<b>81,599</b>	99,878
<b>9.1</b>	Opening balance	4,757	4,757
	Charge for the year	-	-
	Closing balance	<b>4,757</b>	4,757
<b>10. TRADE DEBTS</b>			
	<b>- unsecured</b>		
	Considered good	160,679	158,846
	Considered doubtful	24,422	18,298
		<b>185,101</b>	177,144
	Impairment loss on trade debts under expected credit loss	10.1 (24,422)	(18,298)
		<b>160,679</b>	158,846
<b>10.1</b>	Opening balance	18,298	16,856
	Charge for the year	6,124	1,442
	Closing balance	<b>24,422</b>	18,298
<b>11. ADVANCES AND DEPOSITS</b>			
	<b>Advances - unsecured and considered good</b>		
	Employees	392	245
	<b>Deposits</b>		
	Margin against letters of guarantee	3,298	4,159
	Earnest money and tender deposits	9,802	10,231
		<b>13,101</b>	14,390
	Provision against expired letter of guarantees, earnest money and security deposits	11.1 (7,232)	(2,232)
		<b>6,261</b>	12,403
<b>11.1</b>	Opening balance	2,232	2,232
	Charge for the year	5,000	-
	Closing balance	<b>7,232</b>	2,232

	2023	2022
	(Rupees in '000)	
<b>12. PREPAYMENTS AND OTHER RECEIVABLES</b>		
Prepayments	69	473
<b>13. TERM DEPOSIT RECEIPTS</b>		
- Held to maturity	150	150

These are short term deposits, carrying markup from 6.35% to 6.55% (2022: 6.35% to 6.55%) per annum and have maturities within one year. The term deposits are under lien against letters of guarantees issued by the banks.

<b>14. CASH AND BANK BALANCES</b>		
Cash in hand	58	59
Cash at banks - in current accounts	43,203	29,658
	<b>43,261</b>	<b>29,717</b>

	2023	2022		2023	2022
	(Number of shares)			(Number of shares)	
<b>15. SHARE CAPITAL</b>					
<b>Authorized capital</b>					
5,000,000	5,000,000	Ordinary shares of Rs.10 each	50,000	50,000	
<b>Issued, subscribed and paid-up capital</b>					
1,257,288	1,257,288	Ordinary shares of Rs.10 each fully paid in cash	12,573	12,573	
82,712	82,712	Ordinary shares of Rs.10 each fully paid for consideration other than cash	827	827	
100,000	100,000	Ordinary shares of Rs.10 each issued as fully paid bonus shares	1,000	1,000	
<b>1,440,000</b>	<b>1,440,000</b>		<b>14,400</b>	<b>14,400</b>	

Issued, subscribed and paid-up capital at the year end includes 816,090 (2022: 816,090) ordinary shares of Rs. 10 each, held by directors and associated undertakings.

All the shares are similar with respect to their rights on voting board selection, first refusal and block voting.

<b>16. SURPLUS ON REVALUATION OF PROPERTY AND EQUIPMENT</b>	<b>168,934</b>	130,352
<b>16.1</b> The surplus is in respect of the land located at Plot No. X-3, Manghopir Road, S.I.T.E, Karachi. The plot is revalued on 22 June 2023 by an independent valuer M/s Professional Associates (Regd.), Karachi. The valuation of land has been made on the basis of fair market value. The valuation resulted in net surplus of Rs. 38.582 million. The aforementioned surplus on revaluation of property has been shown as a part of equity. Previously such revaluation was carried out in 30 June 2018 by another independent valuer M/s Harvester Services (Private) Limited, Karachi.		

	2023	2022
	(Rupees in '000)	
<b>Note</b>		
Movement in the surplus during the year was as follows:		
Balance at the beginning of the year	130,352	130,352
Add: surplus recognized during the year	38,582	-
Balance at the end of the year	<b>168,934</b>	<b>130,352</b>

<b>17 LONG TERM BORROWINGS</b>		
- secured		
Opening balance	1,046	3,138
Less: paid during the year	(1,046)	(2,092)
Closing balance	-	1,046
Less: current portion	-	(1,046)
	<b>-</b>	<b>-</b>

A term finance facility under the refinance scheme of State Bank of Pakistan was obtained from JS Bank Limited for payment of wages and salaries to the workers and employees of business concerns for an amount up to Rs. 5 million for a term of 2 years with grace period of 6 months. This facility was sanctioned to finance wages and salaries of permanent, contractually outsourced and daily wagers. This arrangement was secured against first hypothecation charge of Rs. 107 million over stocks and receivables of the Company and additional comfort of first equitable mortgage charge of Rs. 67 million on industry property of the Company situated at Plot # X-3, Manghopir Road, S.I.T.E., Karachi. This facility has been paid in 8 equal quarterly instalments which ended on October 2022. It carried markup @ SBP + 3% p.a. Effective markup during the year was 18.16%.

		2023	2022
	Note	(Rupees in '000)	
<b>18 LEASE LIABILITY</b>			
Balance at the beginning of the year		1,624	-
Additions made during the year		-	1,978
Interest accrued on lease liability	27	275	146
Payments made during the year		(579)	(500)
Balance at the end of the year		1,320	1,624
Less: current portion		(343)	(315)
		<u>977</u>	<u>1,309</u>

The reconciliation between gross minimum lease payments, future financial charges and present value of minimum lease payments is as under:

	Minimum lease payments (MLP)	Future finance cost	Present value of MLP
	(Rupees in '000)		
<b>As on 30 June 2023</b>			
Not later than one year	629	(286)	343
Later than one year but not later than five years	1,258	(281)	977
	<u>1,887</u>	<u>(567)</u>	<u>1,320</u>
<b>As on 30 June 2022</b>			
Not later than one year	559	(244)	315
Later than one year but not later than five years	1,678	(369)	1,309
	<u>2,237</u>	<u>(613)</u>	<u>1,624</u>

The lease finance has been obtained from First Habib Modaraba. The obligation represents the present value of minimum lease payments discounted at the rate of 3 months KIBOR + 1% and are payable in equal quarterly installments.

Purchase options are available to the Company after making payment of last installment and on surrender of deposit at the end of the lease period. The Company intends to exercise its option to purchase leased assets at its salvage value upon completion of respective leased period. The cost of operating and maintaining the leased assets is to be borne by the Company.

#### 19. SHORT TERM BORROWINGS

##### - Secured

43,473      44,456

The Company has entered into an agreement with JS Bank Limited for short term running finance facility under markup arrangement. This arrangement is secured against first hypothecation charge of Rs. 107 million (2022: Rs. 107 million) over stocks and receivables of the Company and additional comfort of first equitable mortgage charge of Rs. 67 million (2022: Rs. 67 million) on industry property of the Company situated at Plot # X-3, Manghopir Road, S.I.T.E., Karachi. The running finance facility carries markup of 3 months KIBOR + 2% (2022: 1 months KIBOR + 2%) per annum. Total limit available to the Company is amounting to Rs. 50 million (2022: Rs. 50 million). The effective markup rates charged during the year was ranging from 17.16% to 23.98% (2022: 9.45% to 13.89%).

#### 20. TRADE AND OTHER PAYABLES

##### - Unsecured

Trade creditors	20.1	251,800	258,832
Accrued expenses	20.2	831	533
		<u>252,631</u>	<u>259,365</u>

##### Other liabilities

Contract liabilities		2,446	2,446
Workers' Profit Participation Fund	20.3	696	778
Workers' Welfare Fund	20.4	1,126	728
Sales tax payable		3,390	1,141
Payable to employees provident fund		2	470
Others	20.5	2,114	2,167
		<u>9,774</u>	<u>7,730</u>
		<u>262,405</u>	<u>267,095</u>

**20.1** This includes payable to Berger Paints Pakistan Limited - (an associated company)

217,524      216,965

**20.2** It includes payables of Rs. 0.216 million (2022: Rs. 0.020 million) on account of EOBI.

		2023	2022
	Note	(Rupees in '000)	
<b>20.3 Workers' Profit Participation Fund</b>			
Opening balance		778	546
Charge/ adjustments for the year	28	496	573
Paid during the year		(578)	(341)
Closing balance		<u>696</u>	<u>778</u>
<b>20.4 Workers' Welfare Fund</b>			
Opening balance		728	510
Charge/ adjustments for the year	28	412	218
Paid during the year		(14)	-
Closing balance		<u>1,126</u>	<u>728</u>

**20.5** It includes payables on account of withholding income tax from employees of Rs. nil (2022: 0.021 million), withholding income tax from supplier of Rs. 1.404 million (2022: 0.787 million), payable to employee of Rs. nil million (2022: 0.036), payable to supplier of Rs. nil (2022: 0.237) and other payables of Rs. 0.710 million (2021: 1.086 million).

## 21. CONTINGENCIES AND COMMITMENTS

### 21.1 Contingencies

The guarantees amounted to Rs. 3.568 million (2022: 5.089 million) given against supplies to the Government departments against their orders, gas supply and in favour of collector of central excise department and customs.

**21.2** On 7 January 2013, the SITE authority served a notice on the Company for payment of dues in respect of 'Development, Water, Conservancy, Rent and Renewal of license fee' amounting to Rs.4.005 million, which includes an amount of Rs. 3.860 million relating to renewal of license fee. The Company, through its legal advisor, replied to the above notice stating the fact that the lease was executed / registered by SITE in the year 2006 in favour of the Company. Further, as per the rules and procedures of SITE, once the lease has been executed / registered, the renewal of license fee is no longer payable.

The Management of the Company is confident that the renewal of license fee will not be payable. Consequently, no provision has been recognised in the financial statements.

**21.3** The Deputy Commissioner Inland Revenue issued order under section 161 of the Income Tax Ordinance, 2001 by levying impugned tax demand of Rs. 386,258 and Rs. 305,646 for tax year 2014 and 2015 respectively. Against such demands, the Company had filed the appeal with the Commissioner Inland Revenue Appeals who passed the order dated July 06, 2018 in favor of the Company. However being aggrieved by the decision, the tax department has filed appeals in the Appellate Tribunal Inland Revenue (ATIR) against the order. The notice for hearing has yet to be issued by the ATIR.

The management of the Company expects that on the basis of strong grounds the case will be decided in the favour of the Company.

**21.4** The Deputy Commissioner Inland Revenue issued order dated 31 March 2023 under section 161 (1) / 205 of the Income Tax Ordinance, 2001, creating demand against non/ short deduction of withholding income taxes on various expenditure and payments to the tune of Rs. 26.213 million, default surcharge and penalty amounting to the tune of Rs. 3.146 million and Rs. 2.621 million respectively for tax year 2022. The Company filed the appeal with the Commissioner Inland Revenue (Appeals) against the order. As per the legal advisor of the Company, a favourable outcome is expected.

### Commitments:

**21.5** The management has agreed upon an arrangement with Berger Paints Pakistan Limited (Berger) - an associated company for letting out a piece of its leasehold land. Under the arrangement Berger has constructed a facility for production and warehousing on the subject land, which will remain in use of Berger for a period of 10 years from the date of completion. On expiry of the tenure of agreement, the warehouse building will be transferred to Buxly Paints Limited free of cost as a consideration for utilizing the subject land for the said tenure (note 7).

## 22. SALES

	2023	2022
	(Rupees in '000)	
Gross sales	797,592	660,788
Less: sales tax	(119,687)	(97,217)
	<u>677,905</u>	563,571
Discounts	(100,829)	(47,098)
	<u>577,076</u>	516,473

Opening balance of contract liabilities was Rs. 2.446 million (2022: Rs. 1.208 million) out of which Rs. nil (2022: Rs. 0.613 million) was converted into sales through dispatch of goods to customers.



23. COST OF SALES		2023	2022
		(Rupees in '000)	
	Note		
<b>Opening stock</b>			
Packing material		3,973	3,099
<b>Purchases</b>			
Raw material		380,496	354,508
Packing material		61,670	60,442
		<u>442,166</u>	<u>414,950</u>
		446,139	418,049
<b>Closing stock</b>			
Packing material		(2,695)	(3,973)
Material consumed		<u>443,444</u>	<u>414,076</u>
<b>Manufacturing expenses</b>			
Toll manufacturing charges		27,131	32,812
		<u>470,575</u>	<u>446,888</u>
<b>Work in process</b>			
Opening stock		3,793	3,802
Closing stock		(2,750)	(3,793)
		<u>1,043</u>	<u>9</u>
Cost of goods manufactured		<u>471,618</u>	<u>446,897</u>
<b>Finished goods</b>			
Opening stock		96,869	98,764
Closing stock		(80,911)	(96,869)
		<u>15,958</u>	<u>1,895</u>
		<u>487,576</u>	<u>448,792</u>

#### 24. DISTRIBUTION AND SELLING EXPENSES

Salaries and other benefits	24.1	18,854	18,162
Insurance		736	607
Rent, rates and taxes		323	420
Carriage outward		15,760	9,997
Advertising and promotional expenses		5,964	5,375
Travelling and conveyance		7,458	5,733
Printing and stationery		158	145
Postage, telephone and fax		298	211
Repairs and maintenance		29	55
Depreciation	4.1 and 5.2	114	111
Entertainment and welfare		25	83
Fees and subscription		39	302
Sundry expenses		160	278
		<u>49,918</u>	<u>41,479</u>

24.1 Included herein a sum of Rs. 0.686 million (2022: 0.572 million) in respect of staff retirement benefits (Provident Fund).

#### 25. ADMINISTRATIVE EXPENSES

Salaries and other benefits	25.1	6,761	6,934
Directors' fee		575	488
Insurance		117	159
Printing and stationery		63	101
Postage, telephone and fax		1	48
Travelling and conveyance		240	290
Service charges		1,200	600
Auditors' remuneration	25.2	565	513
Fees and subscription		1,157	15
Legal and professional fees		183	539
Repairs and maintenance		170	48
Depreciation	4.1 and 5.2	457	446
Entertainment and welfare		257	329
Utilities		473	607
Impairment loss for expected credit loss	10.1 and 11.1	11,124	1,442
Miscellaneous		332	567
		<u>23,675</u>	<u>13,126</u>

25.1 Included herein a sum of Rs. 0.292 million (2022: 0.233 million) in respect of staff retirement benefits.

	Note	2023	2022
(Rupees in '000)			
<b>25.2 Auditors' remuneration</b>			
Statutory audit		303	303
Half yearly review		118	118
Other certifications		92	92
		<u>513</u>	<u>513</u>
<b>26. OTHER INCOME</b>			
<b>Financial asset</b>			
Markup on term deposit receipts		10	10
<b>Non financial asset</b>			
License fee		12	12
Rental income	26.1	3,600	3,600
		<u>3,612</u>	<u>3,612</u>
		<u>3,622</u>	<u>3,622</u>
26.1 This is earned on the portions of the land and building that has been rented out to Berger Paints Pakistan Limited.			
<b>27. FINANCE COST</b>			
<b>Markup on:</b>			
Short term borrowings		7,740	4,790
Long term borrowings		12	55
Lease liability	18	275	146
Bank charges		664	240
		<u>8,691</u>	<u>5,231</u>
<b>28. OTHER EXPENSES</b>			
Workers' Profit Participation Fund	20.3	496	573
Workers Welfare Fund	20.4	412	218
		<u>908</u>	<u>791</u>
<b>29. TAXATION</b>			
<b>Current:</b>			
- For the year		7,213	6,456
- Prior year		-	8
Deferred	8	-	-
		<u>7,213</u>	<u>6,464</u>
<b>29.1 Current status of tax assessments</b>			
The income tax assessments of the Company have been finalised upto and including the tax year 2022 (Income year ended 30 June 2022). The returns for income tax have been filed, according to section 120 of the Income Tax Ordinance 2001 which provides that return filed is deemed to be an assessment order. However, these returns (i.e. return for tax years 2018 to 2022) may be selected for detailed audit within five years from the year end of the tax year in which the return has been filed and the Commissioner of Income Tax may amend the assessment in case of objection raised in audit.			
<b>29.2 Reconciliation of accounting profit and tax expense</b>			
Numerical reconciliation of accounting profit and tax expense has not been presented in these financial statements as the Company is chargeable to minimum tax under Section 113 of the Income Tax Ordinance, 2001.			
<b>30. EARNINGS PER SHARE - basic and diluted</b>			
<b>30.1 Basic earnings per share</b>			
Basic earnings per share has been computed by dividing profit for the year after taxation by the weighted average number of shares outstanding during the year.			
Profit after tax		<u>2,717</u>	<u>4,212</u>
		(Shares in '000)	
Weighted average number of shares outstanding during the year		<u>1,440</u>	<u>1,440</u>
		(Rupees)	
Earnings per share		<u>1.89</u>	<u>2.93</u>
<b>30.2 Diluted earnings per share</b>			
There is no dilutive effect on the basic earnings per share of the Company as the Company has no such commitments.			

### 31. REMUNERATION OF CHIEF EXECUTIVE, DIRECTORS AND EXECUTIVES

	2023			2022		
	Chief executive	Executives	Directors	Chief executive	Executives	Directors
	----- (Rupees in '000) -----					
Directors' fee	-	-	575	-	-	488
Managerial remuneration	2,488	1,254	-	2,292	1,164	-
House rent allowance	857	555	-	572	524	-
Utilities	245	123	-	158	116	-
Conveyance	245	123	-	158	116	-
Medical allowance	245	-	-	158	-	-
	<u>4,080</u>	<u>2,055</u>	<u>575</u>	<u>3,338</u>	<u>1,920</u>	<u>488</u>
Number of persons	<u>1</u>	<u>1</u>	<u>7</u>	<u>1</u>	<u>1</u>	<u>7</u>

2023	2022
(In litres)	

### 32. PLANT CAPACITY AND PRODUCTION

Produced for the Company by a related party under toll manufacturing agreement	<u>1,608,610</u>	<u>2,074,711</u>
--	------------------	------------------

### 33. RELATED PARTY RELATIONSHIPS AND TRANSACTIONS

Related parties comprises of associated undertakings, directors of the Company, major share holders and their close family members and key management personnel and employment retirement benefits plans. The Company continues to have a policy whereby all transactions with related parties are entered into at commercial terms and conditions at agreed rates. Further, contribution to defined contribution plan (provident fund) are made as per the terms of employment. Remuneration of directors and key management personnel is in accordance with their terms of engagements and disclosed in note 31. Balances due to/due from related parties are describe in note 7 and 20.1. Details of transactions with related parties are as follows:

	2023	2022
	(Rupees in '000)	
<b><u>Associated undertakings</u></b>		
Purchases made during the year	<u>380,496</u>	<u>354,508</u>
Rental expense and service charges	<u>1,200</u>	<u>1,200</u>
Toll manufacturing expenses incurred	<u>27,131</u>	<u>32,812</u>
Rental income	<u>3,600</u>	<u>3,600</u>
Common expenditures	<u>20,742</u>	<u>14,862</u>
License fee	<u>12</u>	<u>12</u>
<b><u>Buxly Paints Limited Provident Fund</u></b>		
The Company's contribution	<u>978</u>	<u>805</u>
Receivable from Provident Fund	<u>(2)</u>	<u>(470)</u>

Following are the related parties with whom the Company had entered into transactions or have arrangements/ agreements in place.

S. No	Name	Basis of Relationship	Aggregate % of shareholding
1	Berger Paints Pakistan Limited	Shareholding	19%
2	Mr. Adnan Iqbal	Chief executive	-
3	Mr. Naseer Ahmad	Director	-
4	Mr. Rubina Rizvi	Director	-
5	Mr. Muhammad Hanif	Director	-
6	Mr. Sheikh Asim Rafiq	Director	-
7	Mr. Shamshad Ali	Director	-
8	Mr. Bashir Ahmad	Director	0.03%
9	Mr. Fakharul Arfin	Director	-
10	Buxly Paints Limited Provident Fund	Common control	-

## 34. FINANCIAL INSTRUMENTS

The Company has exposure to the following risks from its use of financial instruments:

- Credit risk
- Liquidity risk
- Market risk
- Operational risk

### Risk Management Framework

The objective of the Company's overall financial risk management is to minimize earnings volatility and provide maximum return to the shareholders.

The Board has the overall responsibility for the establishment and oversight of the Company's risk management framework. The Board is also responsible for developing and monitoring the Company's risk management policies.

### 34.1 Financial instruments by categories:

		2023	2022
		(Rupees in '000)	
<b>Financial assets - amortized cost</b>	<b>Note</b>		
Long term loans and advances	6	6,458	4,806
Long term security deposits		361	361
Trade debts	10	160,679	158,846
Advances and deposits	11	6,261	12,403
Term deposit receipts	13	150	150
Markup receivable		8	4
Cash and bank balances	14	43,261	29,717
		<u>217,178</u>	<u>206,287</u>
		2023	2022
		(Rupees in '000)	
<b>Financial liabilities - amortized cost</b>			
Long term borrowings		-	1,046
Lease liability	18	1,320	1,624
Markup accrued		2,414	1,363
Unpaid dividend		217	217
Unclaimed dividend		102	102
Short term borrowings	19	43,473	44,456
Trade and other payables	20	256,569	263,508
		<u>304,095</u>	<u>312,316</u>

### 34.2 Credit risk

Credit risk is the risk that one party to a financial instrument will fail to discharge an obligation and cause the other party to incur a financial loss, without taking into account the fair value of any collateral.

#### 34.2.1 Concentration of credit risk

Concentration of credit arises when a number of counter parties are engaged in similar business activities or have similar economic features that would cause their ability to meet contractual obligations to be similarly affected by the changes in economics, political or other conditions. Concentration of credit risk indicates the relative sensitivity of the Company's performance for developments affecting a particular industry. The Company believes that it is not exposed to any major concentration of credit risk.

#### Exposure to credit risk

Credit risk represents the accounting loss that would be recognised at the reporting date if counter parties fail to perform as contracted and arise principally from loans and advances, trade debts, advances and deposits, security deposits and balances with banks.

To manage exposure to credit risk in respect of trade receivables, management performs credit reviews taking into account the customer's financial position, past experience and other relevant factors. Where considered necessary, advance payments are obtained from certain parties. The management has set a maximum credit period of 90 days to customers to reduce the credit risk.

The Company's policy is to enter into financial instrument contract by following internal guidelines such as approving counterparties and approving credits.

The carrying amount of financial assets represents the maximum credit exposure before any credit enhancements. The maximum exposure to credit risk at the reporting date was as follows:

	Note	2023	2022
(Rupees in '000)			
Long term loans and advances	6	6,458	4,806
Long term security deposits		361	361
Trade debts	10	160,679	158,846
Advances and deposits	11	6,261	12,403
Term deposit receipts	13	150	150
Markup receivable		8	4
Bank balances	14	43,203	29,658
		<b>217,120</b>	<b>206,228</b>

### Credit quality

The Company monitors the credit quality of its financial assets with reference to historical performance of such assets and where available external credit ratings. The carrying values of trade debts which are neither past due nor impaired are given as below:

	30-Jun-23		30-Jun-22	
	Gross (Rupees in '000)	Impairment	Gross (Rupees in '000)	Impairment
Past due 0 - 30 days	73,833	-	83,059	-
Past due 31 - 60 days	54,963	-	10,287	31
Past due 61 - 180 days	26,971	-	65,500	161
More than 180 days	29,334	24,422	18,298	18,106
	<b>185,101</b>	<b>24,422</b>	<b>177,144</b>	<b>18,298</b>

The movement in the account for provision for impairment of trade debts is given in note no. 10.1.

The credit quality of the Company's major banks is assessed with reference to external credit ratings which are as follows:

Bank	Rating Agency	Rating		2023	2022
		Short term	Long term	(Rupees in '000)	
National Bank of Pakistan	PACRA/VIS	A1+	AAA	3	3
Habib Bank Limited	VIS	A-1+	AAA	-	2
JS Bank Limited	PACRA	A1+	AA-	42,070	29,574
MCB Islamic Bank Limited	PACRA	A1	A	308	40
Bank AL Habib Limited	PACRA	A1+	AAA	14	9
Habib Metropolitan Bank Limited	PACRA	A1+	AA+	808	31
				<b>43,203</b>	<b>29,658</b>

### 34.3 Liquidity risk

Liquidity risk is the risk that an entity will encounter difficulty in meeting obligations associated with financial liabilities that are settled by delivering cash or another financial asset. Liquidity risk arises because of the possibility that the Company could be required to pay its liabilities earlier than expected or difficulty in raising funds to meet commitments associated with the financial liabilities as they fall due.

#### Exposure to liquidity risk

The Company is exposed to liquidity risk in respect of its financial liabilities. The table below analyses the Company's financial liabilities into relevant maturity groupings based on the remaining period at the statement of financial position date to the contractual maturity date.

	30-Jun-23				
	Carrying amount	Contractual cash flows	Three months or less	Three months to one year	More than one year
------(Rupees in '000)-----					
<b>Financial liabilities at amortised cost</b>					
Lease liability	1,320	1,320	-	343	977
Short term borrowings	43,473	43,473	43,473	-	-
Markup accrued	2,414	2,414	2,414	-	-
Trade and other payables	256,569	256,569	254,455	2,114	-
Unpaid dividend	217	217	-	217	-
Unclaimed dividend	102	102	-	102	-
	<b>304,095</b>	<b>304,095</b>	<b>300,342</b>	<b>2,776</b>	<b>977</b>

	30-Jun-22				
	Carrying amount	Contractual cash flows	Three months or less	Three months to one year	More than one year
------(Rupees in '000)-----					
<b>Financial liabilities at amortised cost</b>					
Long term borrowings	1,046	1,046	-	1,046	-
Lease liability	1,624	1,624	-	315	1,309
Short term borrowings	44,456	44,456	44,456	-	-
Markup accrued	1,363	1,363	1,363	-	-
Trade and other payables	263,508	263,508	260,613	2,895	-
Unpaid dividend	217	217	-	217	-
Unclaimed dividend	102	102	-	102	-
	<b>312,316</b>	<b>312,316</b>	<b>306,432</b>	<b>4,575</b>	<b>1,309</b>

The Company's approach to managing liquidity is to ensure, as far as possible, that it will always have sufficient liquidity to meet its liabilities when due, under both normal and stressed conditions, without incurring unacceptable losses or risking damage to the Company's reputation. The Company meets these requirements by financial assistance available from the associated company as and when the need arises for the current year.

The contractual cash flows relating to the above financial liabilities have been determined on the basis of applicable markup rates as at 30 June 2023, if any.

#### 34.4 Market risk

Market risk is the risk that changes in market price, such as foreign exchange rates, interest rates and equity prices will affect the Company's income or the value of its holding of financial instruments. The objective of market risk management is to manage and control market risk exposure within acceptable parameters, while optimising the return.

The Company is exposed to three types of market risks: currency risk, interest rate risk and other price risk.

##### 34.4.1 Currency risk

Currency risk is the risk that fair value or future cash flows of a financial instrument, will fluctuate because of changes in foreign exchange rates. Foreign currency risk arises mainly where receivables and payables exist due to foreign currency transactions.

As the Company does not have foreign currency debtors or foreign currency bank accounts, imports or exports therefore there is no exposure of the Company to foreign currency risk.

##### 34.4.2 Interest rate risk

Interest/ markup rate risk arises from the possibility of changes in interest/ markup rates which may effect the value of financial instruments held by the Company and its profit or loss.

##### Exposure to interest rate risk

At the reporting date the interest rate profile of the Company's significant interest bearing financial instruments was as follows:

	Effective rate		Carrying amount	
	2023	2022	2023	2022
	(in percentage)		(Rupees in '000)	
<b>Financial assets - fixed rate instruments</b>				
Term deposit receipts	<b>6.35 to 6.55</b>	6.35 to 6.55	<b>150</b>	150
<b>Financial liabilities - variable rate instruments</b>				
Long term borrowings	<b>18.16 to 18.16</b>	10.45 to 14.95	-	1,046
Lease liability	<b>16.16 to 22.98</b>	11.54 to 12.95	<b>1,320</b>	1,624
Short term borrowings	<b>17.16 to 23.98</b>	9.45 to 13.95	<b>43,473</b>	44,456
			<b>44,793</b>	<b>47,126</b>

##### Fair value sensitivity analysis for fixed rate instruments

The Company does not account for any fixed rate financial assets and liabilities at fair value through profit or loss. Therefore a change in interest rates at the reporting date would not affect the statement of profit or loss.

##### Cash flow sensitivity analysis for variable rate instruments

If KIBOR had been 1% (lower)/ higher with all other variables held constant, the impact on the profit before tax for the year would have been higher/ (lower) by Rs. 0.448 million (2022: 0.471 million).

### 34.4.3 Other price risk

Other price risk is the risk that the fair value or future cash flows of a financial instrument will fluctuate because of changes in market prices (other than those arising from interest rate risk or currency risk). The Company is not exposed to any other price risk.

### 34.5 Operational risk

Operational risk is the risk of direct or indirect loss arising from a wide variety of causes associated with the processes, technology and infrastructure supporting the Company's operations either internally within the Company or externally at the Company's service providers, and from external factors other than credit, market and liquidity risks such as those arising from legal and regulatory requirements and generally accepted standards of investment management behaviour. Operational risks arise from all of the Company's activities.

The Company's objective is to manage operational risk so as to balance limiting of financial losses and damage to its reputation with achieving its investment objective of generating returns for investors.

The primary responsibility for the development and implementation of controls over operational risk rests with the Board. This responsibility encompasses the controls in the following areas:

- requirements for appropriate segregation of duties between various functions, roles and responsibilities;
- requirements for the reconciliation and monitoring of transactions; compliance with regulatory and other legal requirements;
- documentation of controls and procedures;
- requirements for the periodic assessment of operational risks faced, and the adequacy of controls and procedures to address the risks identified;
- ethical and business standards;
- risk mitigation, including insurance where this is effective.

Senior management ensures that the Company's staff have adequate training and experience and fosters effective communication related to operational risk management.

### 34.6 Fair value of financial instruments

The carrying values of the financial assets and financial liabilities are approximate equal to their fair values. Fair value is the amount for which an asset could be exchanged, or a liability settled, between knowledgeable, willing parties in an arm's length transaction.

Fair value is determined on the basis of objective evidence at each reporting date.

#### **Fair value hierarchy:**

The company is required to classify financial instruments using a fair value hierarchy that reflects the significance of the inputs used in making the measurements. The fair value hierarchy has the following levels:

Level 1: Quoted market price (unadjusted) in an active market for identical assets or liabilities.

Level 2: Inputs other than quoted prices included within level 1 that are observable for the asset or liability, either directly (i.e., as prices) or indirectly (i.e., derived from prices); and

Level 3: Inputs for the asset or liability that are not based on observable market data (unobservable inputs).

## 35. CAPITAL MANAGEMENT

The objective of the Company when managing capital is to safeguard its ability to continue as a going concern so that it can continue to provide returns for shareholders and benefits for other stakeholders and to maintain a strong capital base to support the sustained development of its business.

The Company manages its capital structure by monitoring return on net assets and makes adjustments to it in the light of changes in economic conditions. In order to maintain or adjust the capital structure, the Company may adjust the amount of dividend paid to the shareholders or issue new shares.

## 36. NUMBER OF EMPLOYEES

	2023	2022
Numer of employees at the end of the year (permanent employees)	25	26
Average number of employees during the year	26	28

**37. PROVIDENT FUND DISCLOSURE**

The following information is based on the unaudited financial statements of the fund:

	<b>2023</b>	<b>2022</b>
	<b>(Rupees in '000)</b>	
	<b>Unaudited</b>	<b>Unaudited</b>
Size of the fund - total assets	<b>4,682,472</b>	6,188,210
Percentage of investments made	<b>73%</b>	25%
Fair value of investments made	<b>4,682,472</b>	4,640,949
Cost of investments made (Unaudited)	<b>3,438,372</b>	1,547,261

Breakup of the cost of investments is:

	<b>2023</b>		<b>2022</b>	
	<b>% of fund</b>	<b>Rupees</b>	<b>% of fund</b>	<b>Rupees</b>
Defence Saving Certificates	60%	2,827,500	16%	1,000,000
Mutual funds	13%	610,872	9%	547,261
	<b>73%</b>	<b>3,438,372</b>	<b>25%</b>	<b>1,547,261</b>

The investments out of provident fund have been made in accordance with the provisions of section 218 of the Companies Act, 2017 and the rules formulated for this purpose. Financial year end of the Provident Fund Trust is 30 June 2023.

**38. EVENTS AFTER THE STATEMENT OF FINANCIAL POSITION DATE**

There is no event causing adjustment or disclosure in these financial statements.

**39. DATE OF AUTHORISATION**

These financial statements were authorised for issue by the Board of Directors of the Company in their meeting held on \_\_\_\_\_.

Chief Executive Officer

Director

Chief Financial Officer